

# Hydrodynamics at finite baryon density

Rajeev Bhalerao and Sourendu Gupta

TIFR Mumbai

Workshop on High Energy Particle Phenomenology  
Mahabaleshwar, India  
January 5, 2012

- 1 Introduction
- 2 Fick diffusion
- 3 Kelly diffusion
- 4 Experimental measure

# Outline

- 1 Introduction
- 2 Fick diffusion
- 3 Kelly diffusion
- 4 Experimental measure

# Hydrodynamics at finite baryon density

- ① Time evolution of arbitrary quantities (say number of gluons) out of equilibrium is hard to compute in a quantum field theory. Simplification only for certain quantities.

# Hydrodynamics at finite baryon density

- ① Time evolution of arbitrary quantities (say number of gluons) out of equilibrium is hard to compute in a quantum field theory. Simplification only for certain quantities.
- ② Hydrodynamics is the effective long distance theory of conserved quantities. Usually only momentum and energy.

# Hydrodynamics at finite baryon density

- ① Time evolution of arbitrary quantities (say number of gluons) out of equilibrium is hard to compute in a quantum field theory. Simplification only for certain quantities.
- ② Hydrodynamics is the effective long distance theory of conserved quantities. Usually only momentum and energy.
- ③ At finite baryon density, also baryon density. Coupled equations for energy-momentum and density: *i.e.*, diffusion-advection equations. Non-relativistic phenomenology very important in industry: chemical engineering; ancient and well-developed subject.

# Hydrodynamics at finite baryon density

- ① Time evolution of arbitrary quantities (say number of gluons) out of equilibrium is hard to compute in a quantum field theory. Simplification only for certain quantities.
- ② Hydrodynamics is the effective long distance theory of conserved quantities. Usually only momentum and energy.
- ③ At finite baryon density, also baryon density. Coupled equations for energy-momentum and density: *i.e.*, diffusion-advection equations. Non-relativistic phenomenology very important in industry: chemical engineering; ancient and well-developed subject.
- ④ A simple extension may be required in relativistic regime: acausality of hydro and diffusion handled by the second order (Kelly) formalism. Is it necessary, or is first order (Fick) diffusion enough?

## Basic phenomenology

### The diffusion advection equation

At top RHIC energy  $\mu$  is small, and hence any number density is small. Entropy creation by diffusion is therefore small compared to the entropy in the fluid flow. Diffusion may be treated as the change in a tracer density in a given background flow. This approximation breaks down at lower  $\sqrt{S}$  where  $\mu$  is larger. Formalism is easily extended.

### Bjorken attenuation

In this first work we assumed longitudinal flow. For ideal fluids the solution is that the initial density profile is stretched out by the background flow, but there is no change in shape. The equations give the solution  $\tau n(\tau, \eta)$  is conserved (Bjorken attenuation).

# Outline

- 1 Introduction
- 2 Fick diffusion**
- 3 Kelly diffusion
- 4 Experimental measure

## Solving for Fick diffusion

The diffusion-advection equation is

$$\partial_{\tau} n(k) + \frac{1}{\tau} n(k) + \frac{\mathcal{D}k^2}{\tau^2} n(k) = 0.$$

The solutions are

$$n(\tau, k) = n(\tau_0, k) \left( \frac{\tau_0}{\tau} \right) \exp \left[ -\frac{\mathcal{D}k^2}{\tau_0} \left( 1 - \frac{\tau_0}{\tau} \right) \right].$$

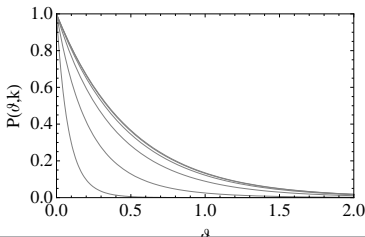
The  $k = 0$  mode shows Bjorken attenuation. Typical behaviour for Fick diffusion: large  $k$  modes are suppressed quicker.

Power spectrum is defined to be

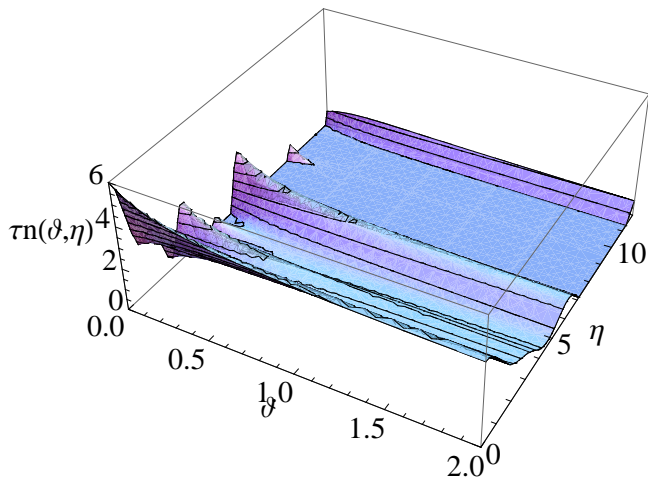
$$P(\vartheta, k) = |n(\vartheta, k)|^2 \text{ where}$$

$$\vartheta = \log(\tau/\tau_R).$$

$\tau_R$  is an arbitrary scale in Fick theory, but will get a physical interpretation in Kelly theory.



# Fick diffusion: profile



# The Peclet number

Compare the importance of flow and diffusion by comparing the 2nd and 3rd terms. Pick a scale in the density profile:

$\lambda = \tau \sinh \Delta\eta = 1/k$ . Then

$$\text{Pe} = \frac{\lambda^2}{\tau \mathcal{D}} = \frac{\tau}{\mathcal{D}} \sinh^2 \Delta\eta,$$

For  $\text{Pe} \ll 1$  diffusion dominates over flow. For any given  $\Delta\eta$ , flow dominates at times larger than  $\tau_{fl} \simeq \mathcal{D} / \sinh^2 \Delta\eta$ .

Observational upper bound for  $\mathcal{D}$  possible. At freezeout time  $\tau_f$ , if there is no visible structure in the number density profile up to rapidity separation of  $\Delta\eta$ , then

$$\mathcal{D} \leq \tau_f \sinh^2 \Delta\eta.$$

Example: if  $\Delta\eta = 0.3$  and  $\tau_f = 10$  fm then  $\mathcal{D} \simeq 1$  fm.

# Outline

- 1 Introduction
- 2 Fick diffusion
- 3 Kelly diffusion**
- 4 Experimental measure

# Kelly diffusion

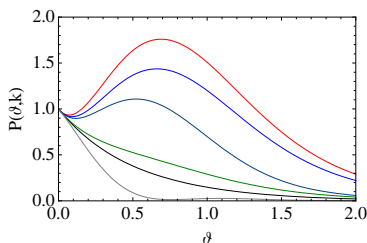
To second order, the diffusion equations become

$$0 = \partial_\tau n + \frac{1}{\tau} n + \frac{1}{\tau} \partial_\eta \nu,$$

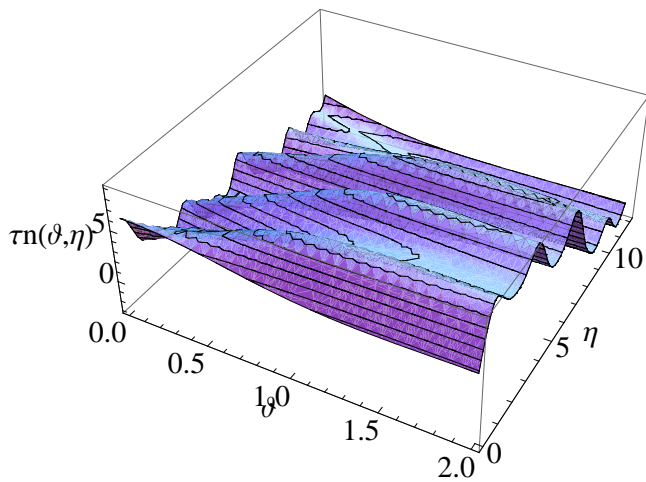
$$0 = \tau_R \partial_\tau \nu + \nu + \frac{\mathcal{D}}{\tau} \partial_\eta n.$$

An f-sum rule gives the relation  $\mathcal{D} = c_s^2 \tau_R$ . Changing variables to  $\vartheta = \log(\tau/\tau_R)$  and taking Fourier transforms simplifies the equations.

Transient growth can occur for certain sets of initial conditions. Analysis is technical, and given in the paper.



# Kelly diffusion: profile



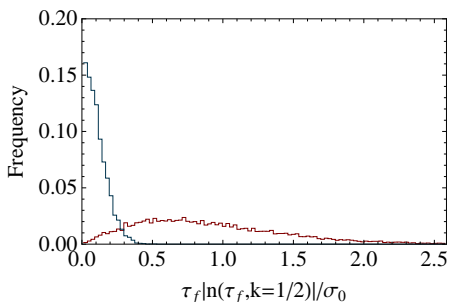
# Outline

- 1 Introduction
- 2 Fick diffusion
- 3 Kelly diffusion
- 4 Experimental measure**

## Power spectrum and flow coefficients

- For azimuthally symmetric flows, the only fluctuations are in the  $\phi$  direction. Fourier coefficients of the flow are the  $v_k$ . Their study gives information on initial conditions and evolution of hydrodynamic flow velocities.
- For diffusion, it is interesting to consider the number density profile in the longitudinal direction. Fourier coefficients are the  $\tau n(\tau, k)$ . The real part is encoded into the power spectrum  $P = |n|^2$ . These give information on the initial conditions and diffusive evolution of number densities.
- Since functions on the circle are periodic,  $k$  of  $v_k$  are discrete (integer  $k$ ). No periodicity in  $\eta$  direction, so  $k$  of  $P(k)$  are continuous.
- Event-to-event fluctuations possible (already observed for  $k = 0$ !) so event averaged quantity not useful. Instead study histograms.

# Diffusion: experimental test

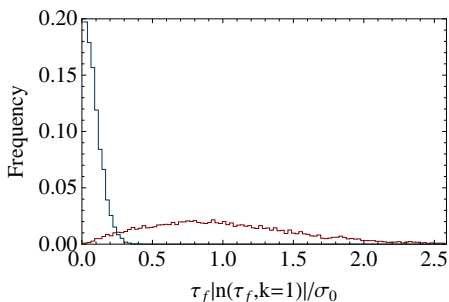


The experimental observable corresponding to the power spectrum is

$$\bar{P}(\tau_f, k) = \left| \sum_{j=1}^{N_t} q_j e^{-ik\eta_j} \right|^2,$$

where the sum is over tracks.

# Diffusion: experimental test

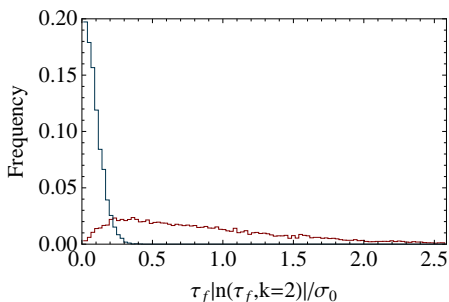


The experimental observable corresponding to the power spectrum is

$$\bar{P}(\tau_f, k) = \left| \sum_{j=1}^{N_t} q_j e^{-ik\eta_j} \right|^2,$$

where the sum is over tracks.

# Diffusion: experimental test



The experimental observable corresponding to the power spectrum is

$$\bar{P}(\tau_f, k) = \left| \sum_{j=1}^{N_t} q_j e^{-ik\eta_j} \right|^2,$$

where the sum is over tracks.